














































Ebook free Triumph bonneville manual (Download Only)

Triumph Bonneville, T110, Speedmaster, America, Thruxton and Scrambler Service and Repair Manual Triumph Bonneville, T110, Speedmaster, America & Thruxton Service & Repair Manual Triumph Bonneville Triumph Motorcycles Illustrated Workshop Manual 1945-1955 Triumph Bonneville, T100, Speedmaster, America, Thruxton & Scrambler '01 to '15 Triumph Bonneville Triumph Bonneville T140 TRIUMPH 750cc TWINS 1979-1983 WORKSHOP MANUAL HM Triumph TR 2 3 3A 4. 4A 1952 - 1967 OP TRIUMPH 750cc TWINS 1973-1978 WORKSHOP MANUAL Triumph TR7 Service and Repair Manual Triumph Tr2, Tr3 and Tr4 1953-1965 Owners Workshop Manual Triumph TR 2, 3, 3A, 4, 4A Owners Workshop Manual Triumph Pre-Unit Twins Owners Workshop Manual, No. 251 Triumph Motorcycles Illustrated Workshop Manual 1937-1951 Triumph TR2, 3, 3A, 4, 4A The Complete Official Triumph Spitfire 1500: 1975, 1976, 1977, 1978, 1979, 1980: Includes Driver's Handbook and Workshop Manual Triumph Stag Owner's Workshop Manual. Triumph Stag Owners Workshop Manual Triumph TR 2, 3, 3A, 4, 4A Owners Workshop Manual Triumph 650 & 750 twins owners workshop manual Triumph 675 Clymer Vintage British Street Bikes: BSA, Norton, Triumph Repair Manual Triumph Motorcycles 1937-1961 Single Cylinder Workshop Manual - All Models 1937-1945 Plus Terrier & Tiger Cub 1953-1961 Triumph Workshop Manual [for] Unit Construction 350 C.c. and 500 C.c. Twins Triumph 650 and 750 Twins Owners Workshop Manual TRIUMPH 1956-1962 PRE-UNIT 650cc & 500cc TWINS - FACTORY MANUAL No.17                                              Workshop Manual for Triumph TR4 & TR4A Triumph GT6 Mk1,2 and 3 and Vitesse 2-Litre Workshop Manual Triumph TR5 and 6 Owners Workshop Manual Triumph Workshop Manual [for] Unit Construction 650 C.c. Twins Workshop Manual for Triumph 1300-1500 Triumph 1300-1500 Owners Workshop Manual Triumph Workshop Manual [for] Unit Construction 650 C.c. Twins Triumph TR5, TR250, TR6, 1967-1975 Save the Triumph Bonneville Triumph Tr2/Tr3 Service: Instruction Manual Triumph Triples & Fours The Complete Official Triumph TR2 & TR3, Model Years, 1953-1961

Triumph Bonneville, T110, Speedmaster, America, Thruxton and Scrambler Service and Repair Manual 2007 bonneville 790cc 01 06 bonneville 865cc 2007 t100 790cc 02 04 t100 865cc 05 07 america 790cc 02 06 america 865cc 2007 speedmaster 790cc 03 04 speedmaster 865cc 05 07 thruxton 865cc 04 07 scrambler 865cc 06 07

Triumph Bonneville, T110, Speedmaster, America & Thruxton Service & Repair Manual 2006-01-01 covering both basic and advanced service and maintenance tasks for the triumph bonneville t100 speedmaster america and thruxton this garage manual covers models built between 2001 and 2005

Triumph Bonneville 2014-07-01 with a haynes manual you can do it yourself from simple maintenance to basic repairs haynes writes every book based on a complete teardown of the vehicle we learn the best ways to do a job and that makes it quicker easier and cheaper for you our books have clear instructions and hundreds of photographs that show each step whether you re a beginner or a pro you can save big with haynes step by step procedures easy to follow photos complete troubleshooting section valuable short cuts color spark plug diagnosis complete coverage for all models of your nissan sentra from 2007 through 2012 routine maintenance tune up procedures engine repair cooling and heating air conditioning fuel and exhaust emissions control ignition brakes suspension and steering electrical systems wiring diagrams

Triumph Motorcycles Illustrated Workshop Manual 1945-1955 2007-02-01 1945 to 1955 and later models an illustrated workshop manual covering triumph twin cylinder motorcycles from 1945 to 1955 this is a faithful reproduction of the factory workshop manual no 11 originally published in the us by floyd clymer the major revision in the later pre unit factory manuals was the addition of technical specifications for the t120 bonneville 1959 unfortunately those revisions also included the deletion of repair data for rigid frame sprung hub and 3t models this makes the factory workshop manual no 11 the most comprehensive workshop manual available for pre unit twin cylinder triumph motorcycles up to and including 1962 models as it includes repair and maintenance data for the full line of rigid frame sprung hub swing arm and 350cc models much more detailed than the owner s handbook this manual provides the information necessary for the overhaul of engines gear boxes frames swing arm forks wheels hubs carburetors electrics etc essential information for the enthusiast owner or restorer of these classic motorcycles size 5 5 x 8 5 with 224 pages and 84 illustrations includes 8 pages of detailed technical specification charts and both an illustration index and a comprehensive index of contents applicable to the following models 5t speed twin t100 tiger 100 tr5 trophy 6t thunderbird t110 tiger 110 and 3t de luxe includes maintenance and repair data for the following engines twin cylinder 350cc ohv 500cc ohv and 650cc ohv

Triumph Bonneville, T100, Speedmaster, America, Thruxton & Scrambler '01 to '15 2015-12-01 complete coverage for your triumph bonneville covering bonneville t100 speedmaster america thruxton and scrambler for 2001 to 2012 routine maintenance and servicing tune up procedures engine clutch and transmission repair cooling system fuel and exhaust ignition and electrical systems brakes wheels and tires steering suspension and final drive frame and bodywork wiring diagrams reference section with a haynes manual you can do it yourself from simple maintenance to basic repairs haynes writes every book based on a complete teardown of the motorcycle we learn the best ways to do a job and that makes it quicker easier and cheaper for you our books have clear instructions and hundreds of photographs that show each step whether you re a beginner or a pro you can save big with haynes step by step procedures easy to follow photos complete troubleshooting section valuable short cuts model history and pre ride checks in color color spark plug diagnosis and wiring diagrams tools and workshop tips section in color

Triumph Bonneville 2008-04-15 practical straightforward guide to buying a secondhand triumph bonneville from the very first 1959 t120 pre unit 650 to the very last t140 unit 750 machines built by l f harris

Triumph Bonneville T140 2017-12-12 the triumph 750 is probably the classic british motorcycle that most people will recognize whether they are enthusiasts or not the bike s desirability continues to grow aided by its easy availability and excellent parts back up triumph bonneville t140 is aimed at the diy enthusiast interested in renovation and restoration and is fully illustrated with high quality color images coupled with clear and concise text following the real life resurrection of a t140e with all the work being carried out by the author the book shows how to assess wear in all mechanical components then assists in deciding the most cost effective method of dealing with it the process is dealt with in detail giving the owner the confidence to carry out epairs to a high standard which will be both cost effective and satisfying brakes suspension brightwork and trim are all also addressed making this an essential purchase for all triumph 750 owners

TRIUMPH 750cc TWINS 1979-1983 WORKSHOP MANUAL 2024-03-04 206 pages and more than 210 illustrations and charts size 8 25 x 10 75 inches this publication is a reproduction of the march 1984 second publication of the may 1982 triumph factory workshop manual part number 99 7059 it also includes the may 1983 supplement 99 7089 for the 8 valve t140w tss this manual is applicable to all 1979 to 1983 750cc uk general export and usa models including the t140e bonneville t140e 2 bonneville t140e s electro bonneville tr7 tiger tr7t tiger trail and the 650cc tr65 thunderbird 650 the supplement extends the coverage to include the 8 valve 1982 to 1983 750cc tss and tsx models obviously this manual will also be of use to owners of the 1985 1988 t140 devon bonneville unfortunately triumph was in deep financial trouble by mid 1982 and it is obvious that they were doing everything they could to cut costs consequently the print quality of these later triumph factory manuals was somewhat compromised by the re use of images and text from

earlier manuals this re use is apparent in this manual as the quality of the images and the density of the text varies within the page and or from one page to another while we have done our best to normalize the print density there will still be variations that were just too difficult to correct yet another issue associated with the mounting financial problems was the apparent scramble to introduce new models or variants of existing models in order to encourage buyers this resulted in a proliferation of model numbers a list of some but likely not all of those variants is included below 1979 t140e tr7v t140d 1980 t140es 1981 t140pe tr7t tr65 650cc ts8 1 royal bonneville 1982 tss tsx tr65t 1983 tsx8 tsx4 thunderbird 600 daytona 600 consequently owners of the 1979 to 1983 models are subjected to considerable confusion surrounding the appropriate selection of the multitude of originals and reprints of the various manuals that have recently flooded the marketplace we encourage you to exercise caution when purchasing a manual for your motorcycle or automobile as many of the reprints found on internet websites are from bedroom sellers at enticingly low prices by individuals that really have no idea what they are selling many are nothing more than poor quality comb bound photocopies that are scanned and printed complete with greasy pages and thumbprints and as such are deceptively described as pre owned used or even refurbished in addition they are often advertised for the incorrect series and or model years owners of the 1973 to 1978 750cc machines are directed to workshop manual isbn 9781588502919

HM Triumph TR 2 3 3A 4. 4A 1952 - 1967 OP 2013-08 this is one in a series of manuals for car or motorcycle owners each book provides information on routine maintenance and servicing with tasks described and photographed in a step by step sequence so that even a novice can do the work

TRIUMPH 750cc TWINS 1973-1978 WORKSHOP MANUAL 2024-03-14 222 pages and more than 200 illustrations and charts size 8 25 x 10 75 inches this publication is a reproduction of the 99 0983r revised 1979 edition of the may 1973 triumph factory workshop manual it should be noted that the original may 1973 manual part number 99 0983 was also updated in 1978 using the same part number however the r suffix was added to the 1979 revision as it now included a december 1979 supplement 99 7140 for the 1979 and later t140e equipped with electronic ignition and the new lucas rm24 alternator this manual is applicable to all 1973 to 1978 750cc uk general export and usa twins including the t140v bonneville t140rv bonneville t140e bonneville the tr7rv tiger and the tr7v tiger as noted previously the 11 page supplement extends the coverage to include the 1979 and later t140e models unfortunately triumph was already experiencing financial troubles and it is obvious that they were doing everything they could to cut costs consequently the print quality of these later triumph factory manuals was somewhat compromised by the re use of images and text from earlier manuals this re use is apparent in this manual as the quality of the images and the density of the text varies within the page and or from one page to another while we have done our best to normalize the print density there will still be variations that were just too difficult to correct unfortunately owners of the 1973 to 1978 models are subjected to considerable confusion surrounding the appropriate selection of the multitude of originals and reprints of the various manuals that have recently flooded the marketplace we encourage you to exercise caution when purchasing a manual for your motorcycle or automobile as many of the reprints found on internet websites are from bedroom sellers at enticingly low prices by individuals that really have no idea what they are selling many are nothing more than poor quality comb bound photocopies that are scanned and printed complete with greasy pages and thumbprints and as such are deceptively described as pre owned used or even refurbished in addition they are often advertised for the incorrect series and or model years owners of the later 1979 to 1983 750cc machines are directed to workshop manual isbn 9781588502902 which will also be of use to owners of the 1985 1988 t140 devon bonneville

Triumph TR7 Service and Repair Manual 2014-06 this is one in a series of manuals for car or motorcycle owners each book provides information on routine maintenance and servicing with tasks described and photographed in a step by step sequence so that even a novice can do the work

Triumph Tr2, Tr3 and Tr4 1953-1965 Owners Workshop Manual 2009-04-01 an illustrated owner s workshop manual for the tr2 tr3 tr4 series of triumph sports cars built between 1953 and 1965 this is a faithful reproduction of the floyd clymer triumph owners handbook of maintenance repair originally published in the us circa 1969 this manual includes complete technical data service and maintenance information and detailed instructions for the repair and overhaul of all the major mechanical and electrical components including engine fuel system cooling system clutch gearbox propeller shaft rear axle front suspension steering springs shock absorbers wheels tires and brake system there is detailed information on the electrical system and its component parts and a comprehensive tuning section and complete technical specifications for the later series of tr4 s there is an appendix that details the set up and adjustment of stromberg carburetors there is adequate detailed text and diagrams to assist in major refurbishing such as an engine rebuild or even a complete mechanical renovation making it an invaluable resource for collectors and restorers of these classic triumph sports cars

Triumph TR 2, 3, 3A, 4, 4A Owners Workshop Manual 1997 haynes disassembles every subject vehicle and documents every step with thorough instructions and clear photos haynes repair manuals are used by the pros but written for the do it yourselfer

Triumph Pre-Unit Twins Owners Workshop Manual, No. 251 1990-06-29 1935 to 1939 models an illustrated workshop manual covering pre war triumph twin and single cylinder motorcycles from 1935 to 1939

after the outbreak of war in september 1939 all of the triumph motorcycles constructed were destined for military use civilian production did not resume again until 1946 this is a faithful reproduction of the 1939 floyd clymer e t brown workshop manual originally published in the us in 1947 it includes repair and maintenance data for rigid frame pre war single cylinder sv ohv and twin cylinder ohv triumph motorcycles from 1935 to 1939 much more detailed than the owner s handbook this manual provides the information necessary for the overhaul of engines carburetors clutches gear boxes forks electrics etc essential information for the enthusiast owner or restorer of these classic motorcycles measuring 5 5 x 8 5 with 96 pages and 56 illustrations applicable to the following models l2 l1 2 l2 5 3 l1 3 2 3 5 5 l1 5 2 5 3 5 4 5 5 10 6 1 tiger 70 tiger 80 tiger 90 2h tiger 70c 3s 3h tiger 80c 5h tiger 90c 6s 2hc 3sc 5t speed twin 5s and t100 tiger 100 includes maintenance and repair data for the following engines single cylinder 250cc ohv 350cc sv 350cc ohv 500cc sv 500cc ohv 550cc sv and 600cc sv twin cylinder 500cc ohv and 650cc ohv

Triumph Motorcycles Illustrated Workshop Manual 1937-1951 2007-01-01 all models petrol 2 0 litre 1991cc 2 1 litre 2138cc

Triumph TR2, 3, 3A, 4, 4A 1971 the complete official triumph spitfire 1500 1975 1980 is a comprehensive source of technical repair information for triumph spitfire 1500 models sold in the united kingdom and in north america during the model years 1975 1980 includes triumph spitfire 1500 owner s manual 1975 1980 triumph spitfire 1500 repair manual 1975 1980 this triumph manual was prepared in close cooperation with british leyland motors in order to provide complete authentic maintenance and repair information the driver s handbook owners manual which comprises the first part of this manual is the handbook provided with new triumph spitfires the workshop manual repair manual which comprises the second and largest portion of this manual is the official factory manual this triumph spitfire 1500 repair manual contains emission control information that applies specifically to triumph vehicles manufactured for the us market and a complete illustrated catalog of special tools

The Complete Official Triumph Spitfire 1500: 1975, 1976, 1977, 1978, 1979, 1980: Includes Driver's Handbook and Workshop Manual 2015-11-24 a service and repair manual for the triumph stag

Triumph Stag Owner's Workshop Manual. 2012-12 hardtop soft top petrol 3 0 litre 2997cc v8

Triumph Stag Owners Workshop Manual 1979 daytona 675cc 06 10 street triple 675cc 08 10 street triple r 675cc 09 10

Triumph TR 2, 3, 3A, 4, 4A Owners Workshop Manual 1980 with the help of the clymer vintage british street bikes bsa norton triumph repair manual in your toolbox you will be able to maintain service and repair your motorcycle to extend its life for years to come clymer manuals are very well known for their thorough and comprehensive nature this manual is loaded with step by step procedures along with detailed photography exploded views charts and diagrams to enhance the steps associated with a service or repair task this clymer manual is organized by subsystem with procedures grouped together for specific topics such as front suspension brake system engine and transmission it includes color wiring diagrams the language used in this clymer repair manual is targeted toward the novice mechanic but is also very valuable for the experienced mechanic the service manual by clymer is an authoritative piece of diy literature and should provide you the confidence you need to get the job done and save money too the specific models covered by this manual are bsa 500cc unit twins 1963 1972 bsa 650cc unit twins 1963 1972 norton 750cc commando 1969 1975 norton 850cc commando 1969 1975 triumph 500cc twins 1963 1979 triumph 750cc twins 1963 1979

Triumph 650 & 750 twins owners workshop manual 1978 204 pages and more than 100 illustrations and charts size 5 5 x 8 5 inches originally published under a similar title this publication is a faithful reproduction of the a st j masters 1961 5th edition of the 1937 1961 triumph single cylinder workshop manual published in the usa by floyd clymer under arrangement with the original publishers c arthur pearson ltd of london uk there are very few workshop manuals that deal with the early single cylinder triumph motorcycles this is likely due to the fact that in 1945 at the end of ww2 when triumph resumed production of their civilian line of motorcycles they discontinued the manufacture of single cylinder machines from that point onwards they concentrated on their twin cylinder models and it was not until 1952 that triumph announced another single the 150cc t15 terrier single cylinder all models 1937 1945 when this manual was originally published in 1949 its primary focus was on the 1937 to 1945 single cylinder motorcycles which included a war surplus market that was well stocked with ex military singles models covered are 2h 2hc 3s 3se 3sw 3h 3hw 5s 5se 5sw 5h 6s t70 t80 t90 the bulk of these machines were based on a design that dates back to 1934 which also makes this manual of use to owners of those earlier triumph singles terrier tiger cub 1953 1961 ultimately the 1961 5th edition of this manual was revised and expanded to include the 1953 1961 terrier and tiger cub models the information included is appropriate for all t15 t20 t20c t20s models fitted with an external distributor the engine section includes the 1960 change to energy transfer ignition plus the change at engine number 57617 when the split line between the main castings was moved to the center line of the cylinder many triumph enthusiasts consider that the external distributor tiger cub models brought the true triumph single cylinder line to a conclusion this is further supported by the fact that the final workshop manual for the t15 t20 t20c t20s published under the triumph name was the august 1964 manual no 8 part number 906 64 which only included the external distributor models in addition under bsa ownership the tiger cub engine had previously been utilized as the basis for the 1959 bsa c15 and

ultimately by the bsa bantam cub series from 1966 onwards unfortunately triumph motorcycle owners are subjected to considerable confusion surrounding the appropriate selection from the multitude of originals and reprints of the various manuals that have recently flooded the online marketplace we encourage you to exercise caution when purchasing a manual for your motorcycle or automobile as many of the reprints found on internet websites are from bedroom sellers at enticingly low prices by individuals that really have no idea what they are selling many are nothing more than poor quality comb bound photocopies that are scanned and printed complete with greasy pages and thumbprints and as such are deceptively described as pre owned used or even refurbished in addition they are often advertised for the incorrect series and or model years

Triumph 675 2010-01-01 192 pages and more than 70 illustrations and charts size 6 625 x 10 25 inches this publication is a faithful reproduction of the triumph factory manual no 17 for the 1956 to 1962 pre unit 650cc and 500cc twins the original manual states from engine no 0945 and d101 september 1956 onwards the later reprint of this same manual states 1956 to 1962 inclusive which would include the 650cc and 500cc pre unit swing arm twins built between september 1956 and august 1962 these would be the final pre unit model years ending with the introduction of the unit construction models identified by the du engine number prefix owners of the earlier 650cc and 500cc pre unit models are directed to triumph factory manual no 11 isbn 97815885002865 which covers the 1945 through 1955 models owners of the unit construction 650cc and 500cc twins from 1962 through 1970 require the triumph factory manual isbn 9781588502667 the various 1945 to 1970 650cc 500cc manuals explained 1945 1962 pre unit manuals the original small format 51 2 x 81 2 stapled booklet style manual no 11 covered the 1945 to 1955 rigid frame sprung hub and swing arm twins and remained in print under part number 99 0836 isbn 9781588502865 through the mid 1960 s manual no 11 was superseded by manual no 17 ref 800 62 which was ultimately reprinted without modifications under part number 99 0837 isbn 9781588502872 it includes coverage for the last of the pre unit swing arm only 650cc and 500cc models from september 1956 up to august 1962 1963 1970 unit construction manuals manuals for these models commenced with the publication of a large format 81 2 x 11 3 ring bound manual part number 99 0883 that covered the 1963 september 1962 through the 1968 unit construction models the 99 0883 manual was subsequently updated by the publication of part number 99 0889 which was unique to the 1969 and 1970 models ultimately both of these manuals were merged under part number 99 0883 0889 isbn 9781588502667 as a single manual covering the 1963 through 1970 models unfortunately owners of pre 1970 triumph motorcycles are subjected to considerable confusion surrounding the appropriate selection from the multitude of originals and reprints of the various manuals that have recently flooded the online marketplace we encourage you to exercise caution when purchasing a manual for your motorcycle or automobile as many of the reprints found on internet websites are from bedroom sellers at enticingly low prices by individuals that really have no idea what they are selling many are nothing more than poor quality comb bound photocopies that are scanned and printed complete with greasy pages and thumbprints and as such are deceptively described as pre owned used or even refurbished in addition they are often advertised for the incorrect series and or model years

















































Clymer Vintage British Street Bikes: BSA, Norton, Triumph Repair Manual 1993-04-01                              
                                               

Triumph Motorcycles 1937-1961 Single Cylinder Workshop Manual - All Models 1937-1945 Plus Terrier & Tiger Cub 1953-1961 2024-02-03 full exact procedures for all service and repair tasks plus specifications and routine maintenance with photographs and drawings

Triumph Workshop Manual [for] Unit Construction 350 C.c. and 500 C.c. Twins 1969 this is one in a series of manuals for car or motorcycle owners each book provides information on routine maintenance and servicing with tasks described and photographed in a step by step sequence so that even a novice can do the work

Triumph 650 and 750 Twins Owners Workshop Manual 1981 compact a5 size manual in the glovebox series

TRIUMPH 1956-1962 PRE-UNIT 650cc & 500cc TWINS - FACTORY MANUAL No.17 2024-01-17 by the managing director of the famous workers co op this is the real story of the last bastion of british motorcycle production following the collapse of the industry

Workshop Manual for Triumph TR4 & TR4A 1972 haynes manuals are written specifically for the do it yourself yet are complete enough to be used by professional mechanics since 1960 haynes has produced manuals written from hands on experience based on a vehicle teardown with hundreds of photos and illustrations making haynes the world leader in automotive repair information

Triumph GT6 Mk1,2 and 3 and Vitesse 2-Litre Workshop Manual 1985-03-09 originally published in 1976 this manual was prepared in order to provide complete authentic maintenance and repair information the driver s instruction book at the beginning of this manual is similar to the handbook that was provided with every new triumph tr2 and tr3 the service instruction manual making up the larger part of this book is

the official factory manual and was originally intended for use by dealer service departments including accurate and comprehensive service information for 1953 1961 tr2 and tr3 vehicles this manual is an indispensable resource for both the professional mechanic and the tr2 and tr3 enthusiast this manual contains complete coverage of all triumph tr2 and tr3 models sold in the uk and north america during the model years 1953 1961

Triumph TR5 and 6 Owner's Workshop Manual 2013-04

Triumph Workshop Manual [for] Unit Construction 650 C.c. Twins 1969

Workshop Manual for Triumph 1300-1500 1974

Triumph 1300-1500 Owners Workshop Manual 1975

Triumph Workshop Manual [for] Unit Construction 650 C.c. Twins 1969

Triumph TR5, TR250, TR6, 1967-1975 2006-03-05

[Save the Triumph Bonneville](#) 2009-09-15

Triumph Tr2/Tr3 Service: Instruction Manual 2003-04

Triumph Triples & Fours 1999

The Complete Official Triumph TR2 & TR3, Model Years, 1953-1961 1976

- [cesar chavez research paper Copy](#)
- [property boom and banking bust the role of commercial lending in the bankruptcy of banks \(Download Only\)](#)
- [il pesce e la pietra psicoanalisi dei fenomeni religiosi Full PDF](#)
- [aquaculture principles and practices fishing news books \(2023\)](#)
- [june 2011 mathematics mei .pdf](#)
- [math journal writing prompts \(PDF\)](#)
- [medical savings accounts will not advance canadian health \(PDF\)](#)
- [the think and grow rich action pack Full PDF](#)
- [free philip kotler 14th edition \(Read Only\)](#)
- [english for mechanical engineering gov \(2023\)](#)
- [ce2351 structural analysis vaidyanathan and perumal \[PDF\]](#)
- [impact of robotics rpa and ai on the insurance industry \[PDF\]](#)
- [water cycle writing paper template \[PDF\]](#)
- [test bank for microbiology a human perspective free \(2023\)](#)
- [thermal fluid sciences yunus cengel solution \(Read Only\)](#)
- [your old wiring Copy](#)
- [skoog west holler analytical chemistry solutions manual \(Download Only\)](#)
- [secrets of the great pyramid Full PDF](#)
- [ap us history study guide answers Copy](#)
- [hydraulic engineering roberson cassidy chaudhry \(Download Only\)](#)
- [science pearson chapter test minerals \(Download Only\)](#)
- [retooling on the run the executive warrior \(Download Only\)](#)
- [to kill a mockingbird activity packet answer Full PDF](#)
- [hoodoo herb and root magic .pdf](#)